



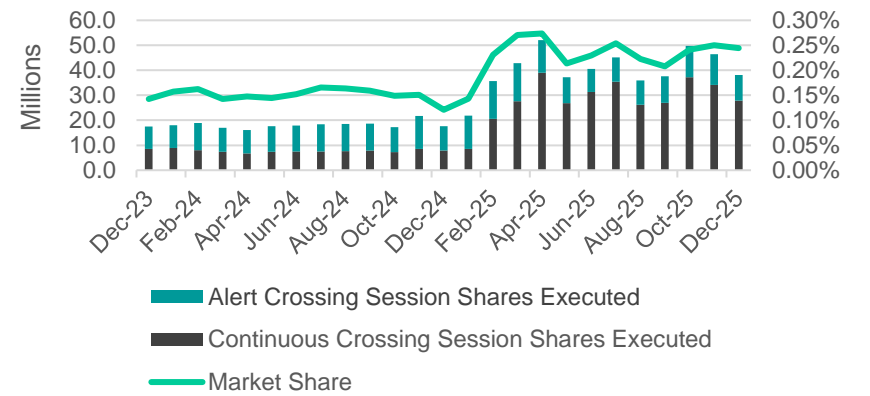
POSIT ATS

Monthly Execution Metrics

POSIT Continuous Session

Average Daily Volume (mm single counted)	27.8
Average Daily Notional (\$mm)	\$1,327
Average Trade Size	245
Unique Symbols Traded	9,084

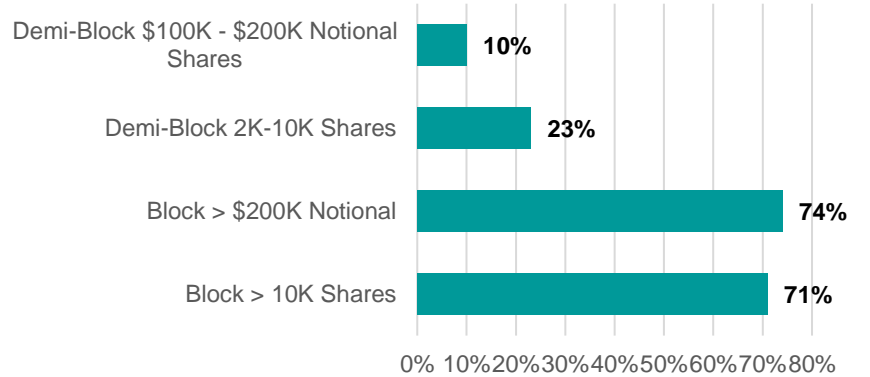
POSIT ADV (mm) and Market Share



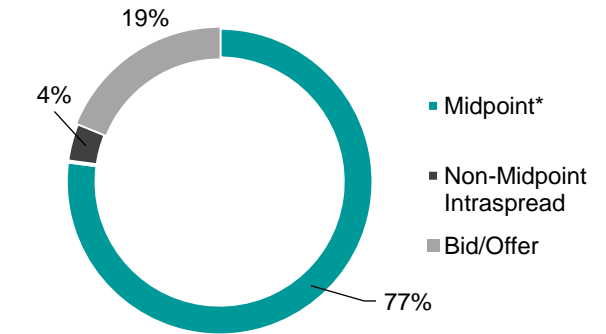
POSIT Alert Session

Average Daily Volume (mm single counted)	10.4
Average Daily Notional (\$mm)	\$614
Average Trade Size	7,010
Unique Symbols Traded	4,071

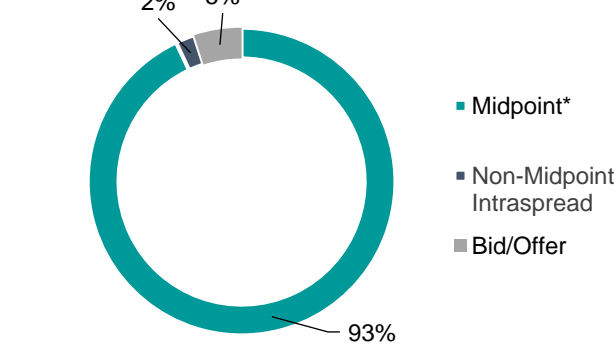
POSIT Alert Block Metrics



Continuous Session Volume by Price Point



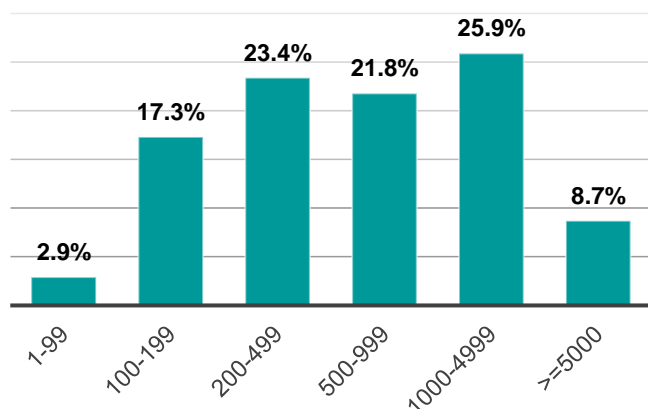
Alert Session Volume by Price Point



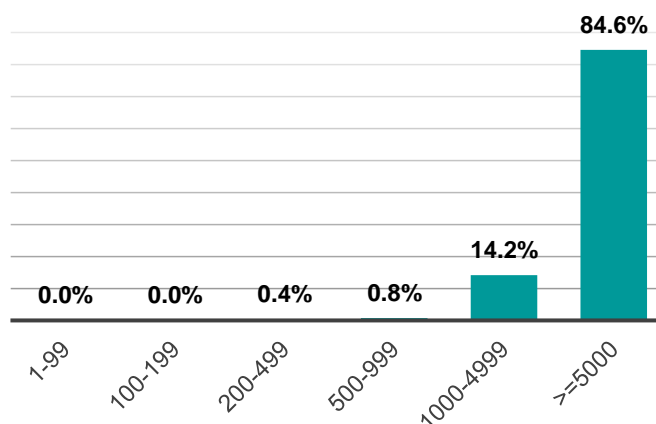
*Midpoint includes fills in locked markets



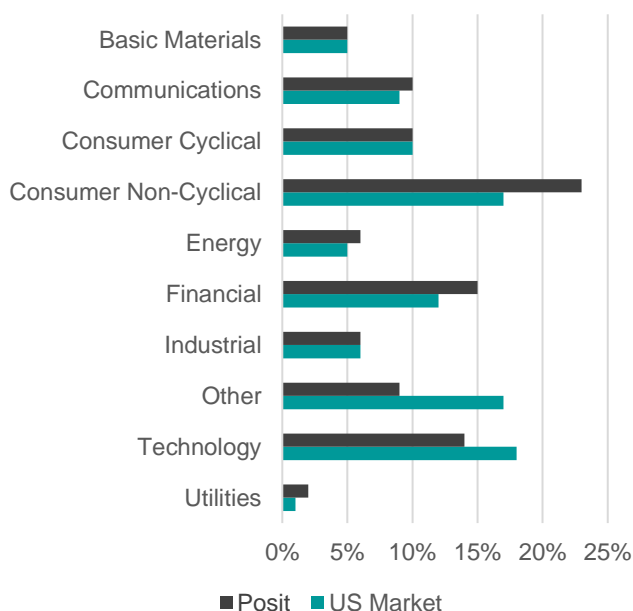
Continuous Session Volume by Fill Size



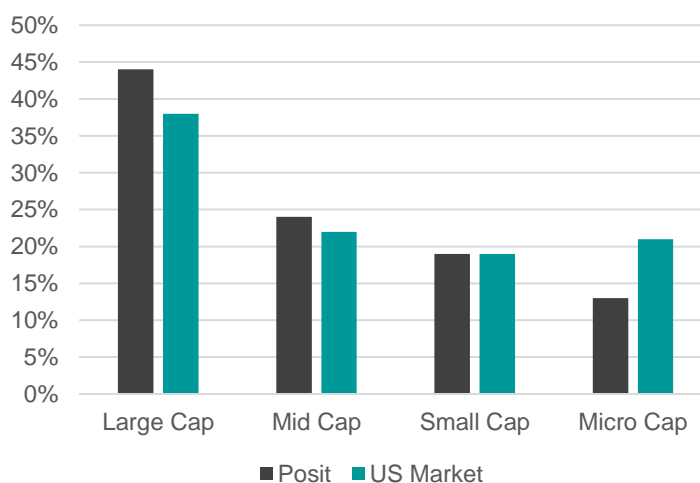
Alert Session Volume by Fill Size



POSIT and US Total Consolidated Volume Distribution by Sector



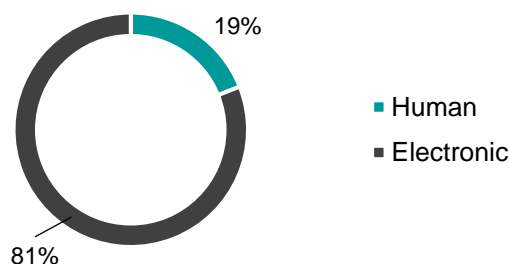
POSIT and US Total Consolidated Volume Distribution by Market Cap



POSIT Alert - Volume by Participant Type

Participant Type	Avg Indicated Size	Avg Trade Size	Median Indicated Size / Avg Daily Volume
Human	102,779	19,816	6.3%
Electronic	27,833	6,108	0.4%

POSIT Alert - Executed Shares by Participant Type

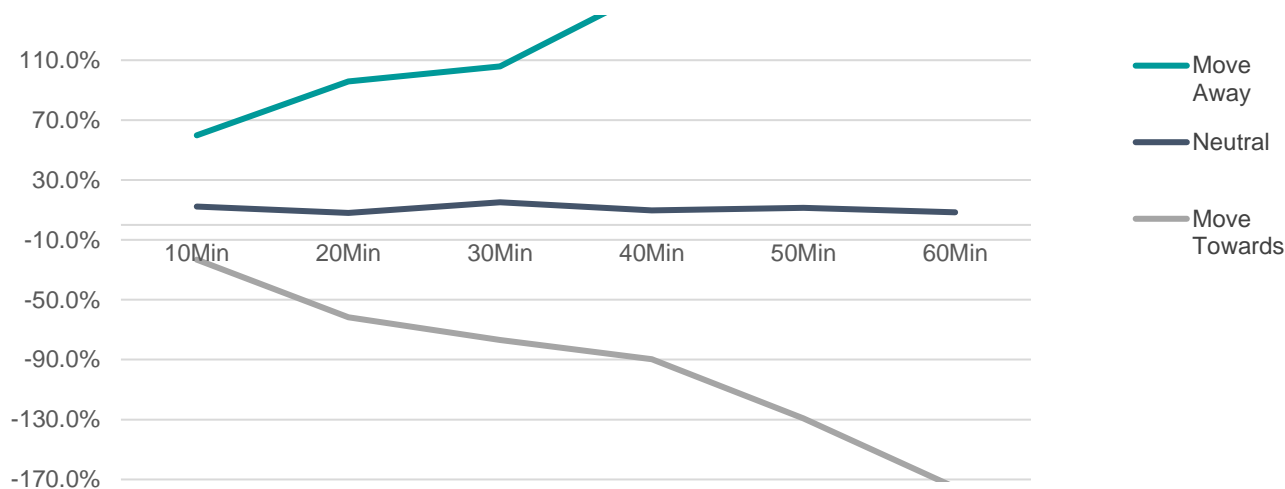




Continuous Session Median Spread Adjusted Markouts by Taker Liquidity Profiles

Oct 2025 - Dec 2025

Median Spread Adjusted Markouts by Taker Liquidity Profile



To learn more, contact your sales representative or call our desk at

APAC +852.2846.3592 | CAN +1.416.874.0800 | EMEA +44.20.7670.4066 | US +1.646.682.6199

info@virtu.com | www.virtu.com

© 2025 Virtu Financial, Inc. All rights reserved. Not to be reproduced or retransmitted without permission. Product descriptions are illustrative as of the date indicated. Virtu regularly iterates with respect to how its products and services operate. The information contained herein may include statistical information derived from Virtu's proprietary information and/or has been taken from sources we believe to be reliable. We do not represent or warrant that the information contained is accurate or complete in all respects. These materials are not intended to be used to make trading or investment decisions, are not intended as an offer to sell or the solicitation of an offer to buy any security or financial product, and are not intended as advice (investment, tax or legal).

Analytics products and services referenced herein may not be subject to oversight by regulatory authorities in one or more jurisdictions, including in Europe, Hong Kong or Australia, where such products and services are offered by Virtu ITG Ventures Limited, Virtu ITG Hong Kong Limited or Virtu ITG Australia Limited, registered in Ireland No. 295549 ("VIVL"), Hong Kong CE No. AHD810 ("VIHK") and Australia AFSL No. 219582 ("VIAU"), respectively. VIVL does not engage in regulated activity.

Securities products and services are offered by the following subsidiaries of Virtu Financial, Inc. In the U.S., Virtu Americas LLC, member FINRA and SIPC; in Canada, Virtu Canada Corp., member Canadian Investor Protection Fund and Canadian Investment Regulatory Organization; in Europe, Virtu Europe Trading Limited, registered in Ireland No. 283940 ("VETL") (VETL is authorized and regulated by the Central Bank of Ireland), and Virtu Financial Ireland Limited, registered in Ireland No. 471719 ("VFIL") (VFIL is authorized and regulated by the Central Bank of Ireland). The registered office of VETL and VFIL is North Dock One, Fifth Floor, 91-92 North Wall Quay, Dublin 1, Ireland, D01 H7V7; in Asia, Virtu ITG Hong Kong Limited (SFC License No. AHD810), Virtu ITG Singapore Pte Limited (CMS License No. 100138-1), and Virtu ITG Australia Limited (AFS License No. 219582).