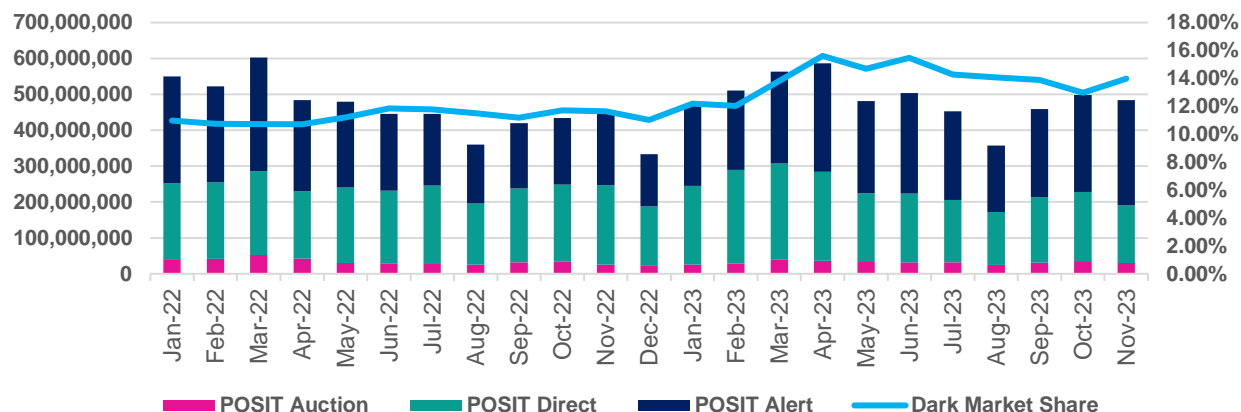




November 2023

POSIT EU & UK MTF and POSIT Auction Monthly Execution Metrics

POSIT Direct, POSIT Alert* and POSIT Auction ADV and Dark Market Share



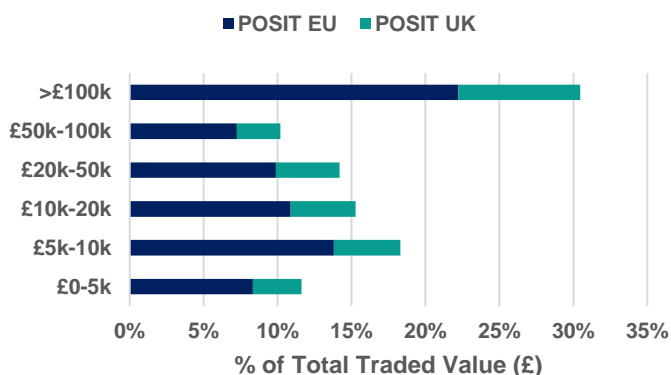
POSIT Direct Summary

	POSIT EU	POSIT UK
Avg. Order Value (£)	59,316	48,698
Avg. Trade Value (£)	11,565	10,481
Avg. Daily Traded Value (£)	116,272,766	44,474,512
Unique symbols traded	1,440	879

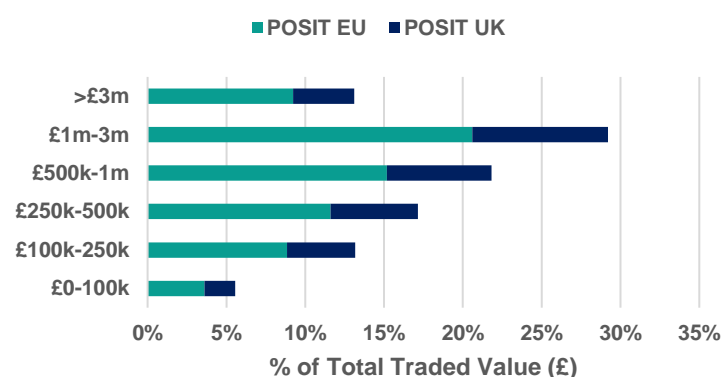
POSIT Alert Summary

	POSIT EU	POSIT UK
Avg. Order Value (£)	1,171,071	1,087,250
Avg. Trade Value (£)	337,876	297,439
Avg. Daily Traded Value (£)	203,001,821	90,083,417
Unique symbols traded	975	632

POSIT Direct Avg. Trade Size Distribution



POSIT Alert Avg. Trade Size Distribution



* POSIT Alert is Virtu's block liquidity indication service in EMEA. Reference to orders and/or executions in a POSIT Alert context relates to orders and/or executions resulting from liquidity opportunities identified via POSIT Alert and routed to / executed on, the POSIT MTF, Virtu's regulated trading venue(s). POSIT Alert does not constitute the provision of a regulated service in EMEA, nor is POSIT Alert a trading venue.



POSIT Alert
Median Indicated Size/Average Daily Volume

CLIENT TYPE	MEDIAN INDICATED SIZE AVG DAILY VOLUME
Human	7.26%
Electronic	4.85%

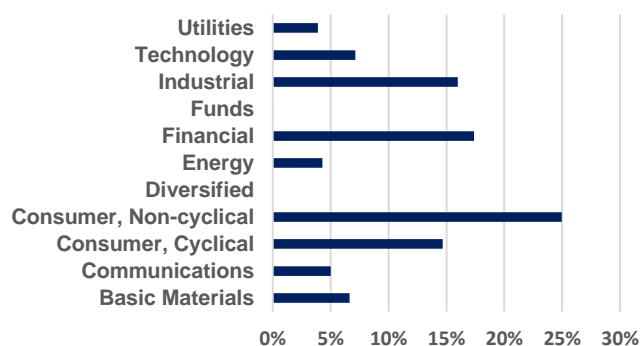
POSIT Alert
Average Traded Value

CLIENT TYPE	AVERAGE TRADED VALUE (€ EUR)
Human vs Human	1,605,453
Human vs Electronic	1,192,225
Electronic vs Electronic	298,635

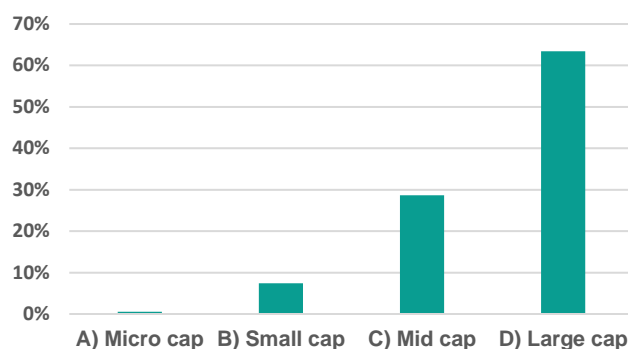
POSIT Alert
Identified Liquidity Executed Volume



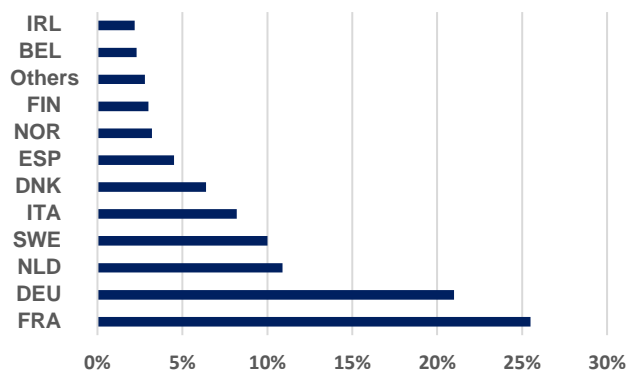
POSIT MTF Traded Value by Sector



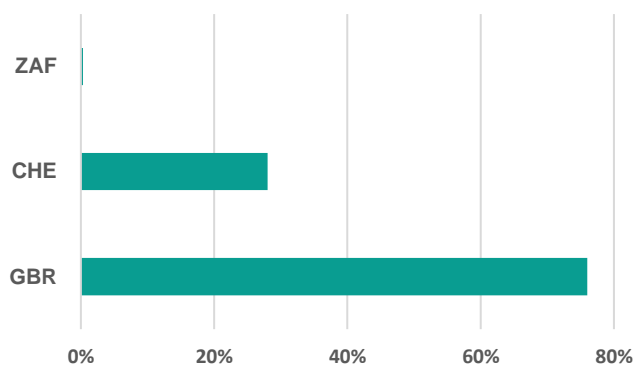
POSIT MTF Traded Value by Market Cap



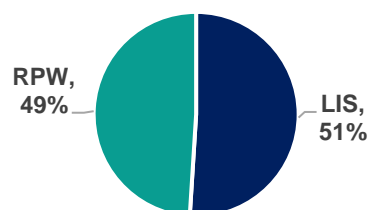
POSIT EU Traded Value by Market



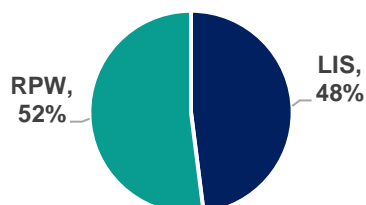
POSIT UK Traded Value by Market



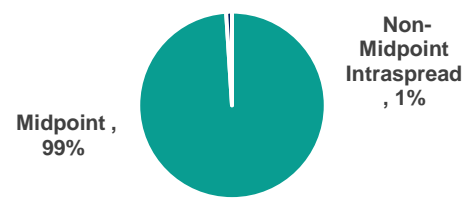
POSIT EU by Waiver Type



POSIT UK by Waiver Type



POSIT MTF by Price Point





POSIT EU Top Stocks

Security Name	Country Code	Traded Shares	Traded Value (£)	Max Traded Value (£)
LVMH MOET HENNESSY LOUIS VUITTON SE AT XPAR	FRA	593,242	362,130,225	20,366,396
NOVO NORDISK A/S AT XCSE	DNK	3,979,218	322,574,723	7,390,952
ASML HOLDING NV AT XAMS	NLD	442,028	237,526,239	13,885,762
LOREAL SA AT XPAR	FRA	615,304	222,076,039	11,937,882
SCHNEIDER ELECTRIC SE AT XPAR	FRA	1,566,004	221,329,040	3,683,491
SAP SE AT XETR	DEU	1,580,632	188,124,021	8,500,145
ADYEN NV AT XAMS	NLD	219,646	186,207,934	4,053,357
SIEMENS AG AT XETR	DEU	1,467,016	180,998,842	5,450,773
AIRBUS SE AT XPAR	FRA	830,114	94,216,548	2,348,480
TOTALENERGIES SE AT XPAR	FRA	1,574,222	85,815,326	4,032,778

POSIT UK Top Stocks

Security Name	Country Code	Traded Shares	Traded Value (£)	Max Traded Value (£)
UNILEVER PLC AT XLON	GBR	3,842,466	147,406,048	4,387,263
NESTLE SA AT XSWX	CHE	1,594,358	142,978,869	7,315,933
DIAGEO PLC AT XLON	GBR	4,663,964	135,370,880	4,514,805
ROLLS-ROYCE HOLDINGS PLC AT XLON	GBR	56,562,442	134,986,065	7,961,242
LONDON STOCK EXCHANGE GROUP PLC AT XLON	GBR	1,539,182	131,800,644	2,526,000
ASTRAZENECA PLC AT XLON	GBR	1,214,986	123,669,292	4,501,496
ROCHE HOLDING AG AT XSWX	CHE	557,982	119,865,861	7,410,552
ASSTEAD GROUP PLC AT XLON	GBR	2,489,392	117,297,652	7,274,359
RIO TINTO PLC AT XLON	GBR	2,151,478	116,116,095	4,245,341
RECKITT BENCKISER GROUP PLC AT XLON	GBR	1,800,512	98,321,395	5,377,209

To learn more, contact your sales representative or call our desk at

APAC +852.2846.3592 | **CAN** +1.416.874.0800 | **EMEA** +44.20.7670.4066 | **US** +1.646.682.6199

info@virtu.com | www.virtu.com

© 2023 Virtu Financial, Inc. All rights reserved. Not to be reproduced or retransmitted without permission. These materials are for informational purposes and are not intended to be used to make trading or investment decisions, they are not intended as an offer to sell or the solicitation of an offer to buy any security or financial product, and are not intended as advice (investment, tax or legal). The information contained herein includes Virtu proprietary information and/or has been taken from sources we believe to be reliable, but we do not represent or warrant that such information is accurate or complete and it should not be relied upon as such.

Securities products and services are offered by the following subsidiaries of Virtu Financial, Inc. In the U.S., Virtu Americas LLC, member FINRA and SIPC; in Canada, Virtu Canada Corp., member Canadian Investor Protection Fund and Canadian Investment Regulatory Organization; in Europe, Virtu Europe Trading Limited, registered in Ireland No. 283940 ("VETL") (VETL is authorized and regulated by the Central Bank of Ireland), and Virtu Financial Ireland Limited, registered in Ireland No. 471719 ("VFIL") (VFIL is authorized and regulated by the Central Bank of Ireland). The registered office of VETL and VFIL is North Dock One, Fifth Floor, 91-92 North Wall Quay, Dublin 1, Ireland, D01 H7V7; in Asia, Virtu ITG Hong Kong Limited (SFC License No. AHD810), Virtu ITG Singapore Pte Limited (CMS License No. 100138-1), and Virtu ITG Australia Limited (AFS License No. 219582).